

Prepared by: *Office of Legislative Legal Services*
March 3, 2025, 8:00 a.m. -- 55th Legislative Day

To: Executive Committee

From: Office of Legislative Legal Services

RE: Statistics for Session Management

The attached information is provided every Monday morning for the purpose of illustrating the progress of bills in the legislative process through the previous Friday and comparing this information with prior sessions. Note that deadline dates were changed by SJR24-001, which may have an effect on comparisons to data from years prior to 2024.

Total Bills Introduced:

House	291
Senate	186
TOTAL	477

Comparison Highlights - This Year Compared to 2024:

- 46 fewer bills have been introduced
- 54 fewer bills are in committee in the 1st house
- 20 more bills have been PI'd or lost
- 12 fewer bills have been delivered to the governor

General Assembly Overview: Pending and Concluded Bill Totals

Actively Pending Bills: 376

Bills Concluded: 101

Bills Still Pending (total) 376

HBs in House 195

SBs in House 34

SBs in Senate 102

HBs in Senate 45

Concluded (total)* 101

HBs in House 51

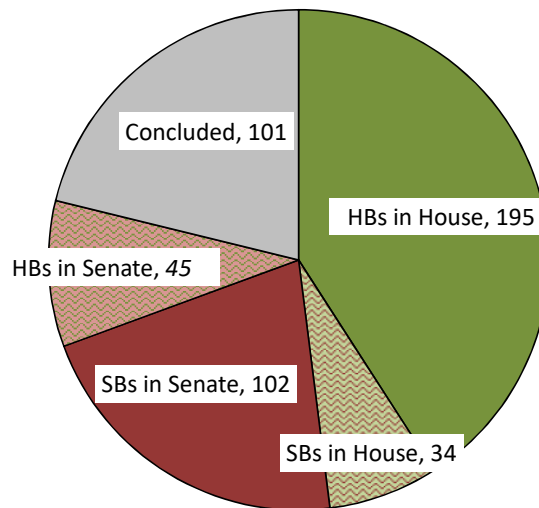
SBs in House 0

SBs in Senate 50

HBs in Senate 0

* Includes PI'd, Lost, and Adopted and Transmitted to Governor

■ HBs in House ■ SBs in House ■ SBs in Senate ■ HBs in Senate ■ Concluded



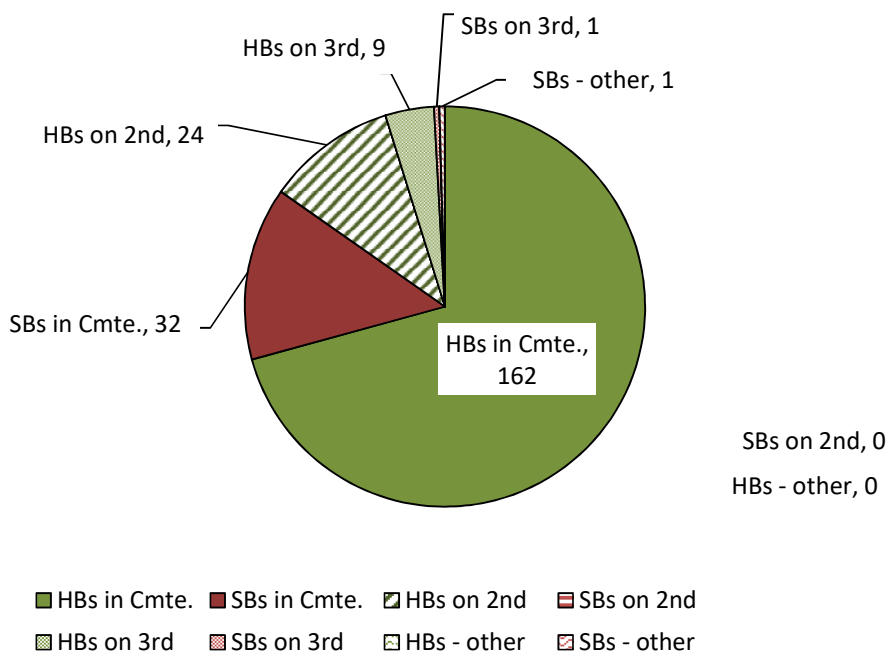
House Overview

Total Bills Pending in the House: 229

In Cmte./Cmte. Action (total)	194
House Bills	162
Senate Bills	32
2nd Reading (total)	24
House Bills	24
Senate Bills	0
3rd Reading (total)	10
House Bills	9
Senate Bills	1
Other* (total)	1
House Bills	0
Senate Bills	1

* includes Pending Intro., Pending Concurrence, Conf Cmt, Other

Total House Bills Pending	195
Total Senate Bills Pending	34



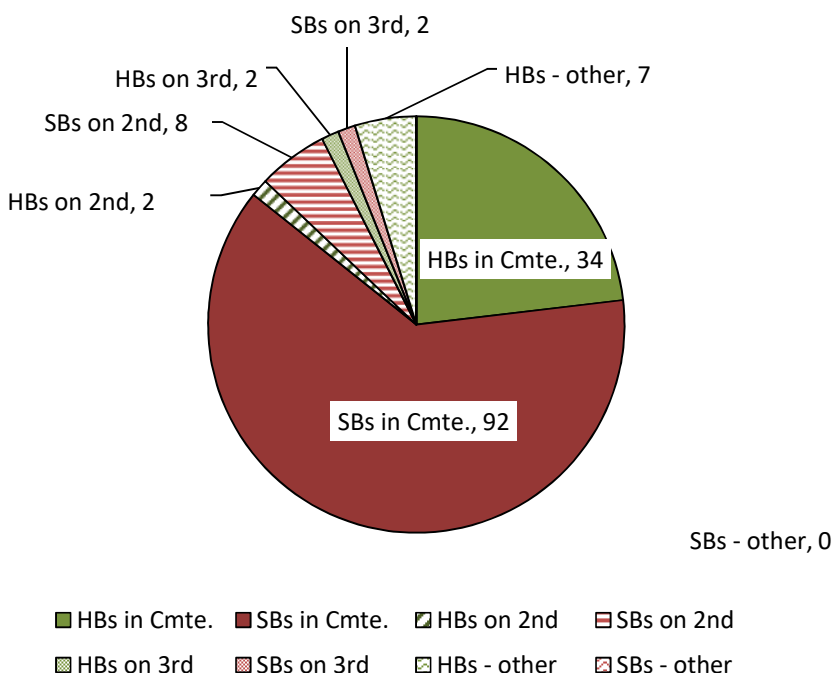
Senate Overview

Total Bills Pending in the Senate: 147

In Cmte./Cmte. Action (total)	126
Senate Bills	92
House Bills	34
2nd Reading (total)	10
Senate Bills	8
House Bills	2
3rd Reading (total)	4
Senate Bills	2
House Bills	2
Other* (total)	7
Senate Bills	0
House Bills	7

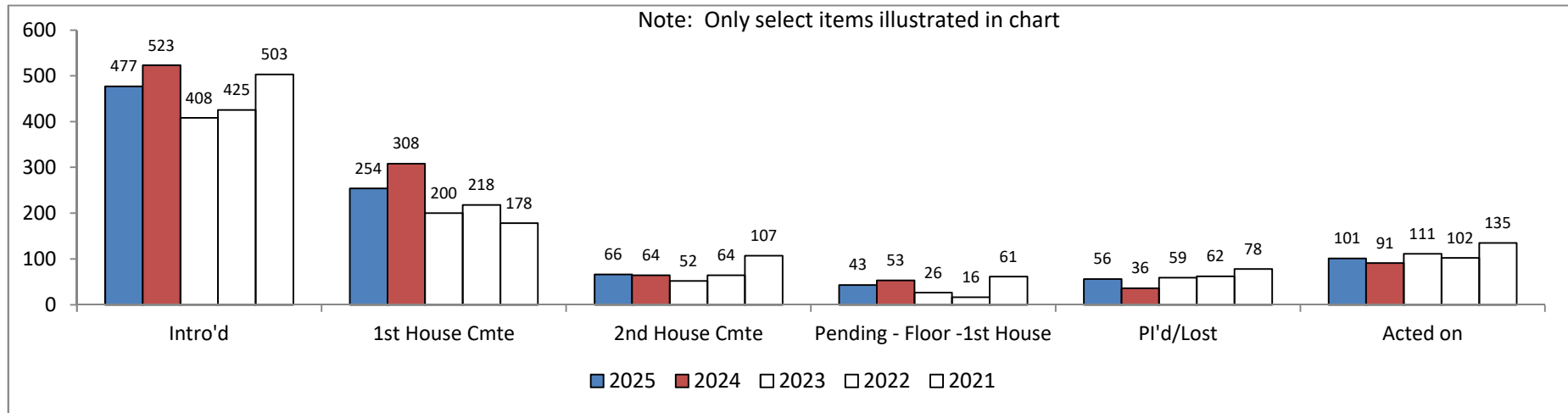
* includes Pending Intro., Pending Concurrence, Conf Cmt, Other

Total Senate Bills Pending	102
Total House Bills Pending	45



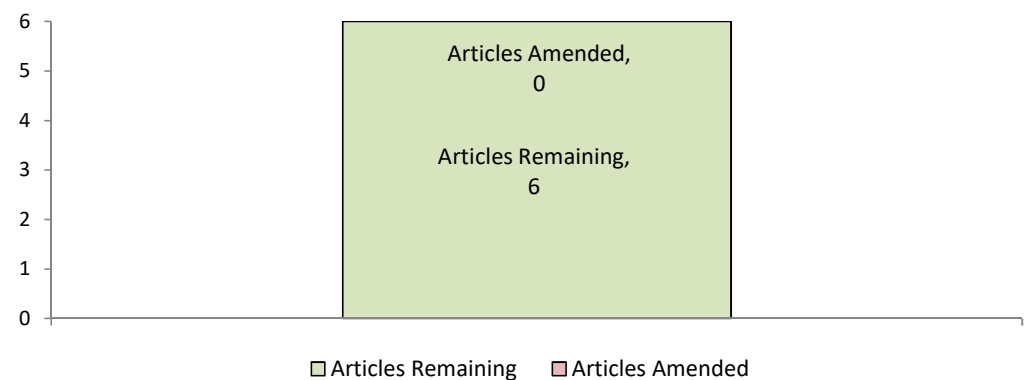
Comparison to Prior Sessions

The following information details the number of bills at certain stages of the legislative process in the 2025 session and compares that data to the respective data from a similar day in the prior sessions. Today's report compares the 55th legislative day of the current session, March 3, 2025, with the 55th legislative day of the 2024, 2022, and 2021 sessions and with the 57th legislative day of the 2023 session.



	2025	2024	2023	2022	2021
Intro'd	477	523	408	425	503
1st House Cmte	254	308	200	218	178
2nd House Cmte	66	64	52	64	107
Pending - Floor -1st House	43	53	26	16	61
Pending - Floor - 2nd House	5	2	14	11	20
Conf. Cmtes	0	0	0	0	0
Pending Intro - 2nd House	8	5	5	14	2
Other Action	0	0	0	0	0
Pl'd/Lost	56	36	59	62	78
Acted on	101	91	111	102	135

Number of Articles Amended in the Constitution



Section 2(2) of article XIX of the state constitution provides that each General Assembly (i.e., meeting over the entire two-year cycle), can propose amendments to **no more than six (6) articles** of the state constitution.

The information in the graph to the left and the chart below summarizes the measures already adopted or currently pending.

Articles Amended	0	Session	Measure	Bill Topic/Sponsor(s)	Status	Article(s) Amended	Total # Amended*
		1st	HCR25-1001	Senior Property Tax Exemption Portability (DeGraaf; —)	P'd	X-	

Articles Remaining 6

* Duplicated articles are only counted once

March 3, 2025

Bills Introduced To Date	House 291	Senate 186	Total 477
---------------------------------	----------------------	-----------------------	----------------------

	HOUSE		SENATE		ALL BILLS
	HBs	SBs	SBs	HBs	
In Committee	162	32	92	34	320
Out of Committee					
<i>No Report Yet</i>					
<i>Report Not Read</i>					
Pending 2nd Reading	24		8	2	34
Pending 3rd Reading	9	1	2	2	14
Pending Concurrence					
Conference Committees					
<i>CC Requested</i>					
<i>CC Report Pending</i>					
Pending Introduction - 2nd House		1		7	8
Other Action					
Total Bills Needing Action:	195	34	102	45	376

Enrolling	8		5		13
Pl'd in Committee	39		17		56
Lost on 2nd Reading					
Lost on 3rd Reading					
Lost in CC or Adherence					
Governor's Action on Bills:					
<i>Pending</i>	3				3
<i>Signed</i>	1		28		29
<i>Vetoed</i>					
<i>Became Law w/o Signature</i>					
Referred Measures					
Total of Bills Acted On:	51		50		101

TOTAL BILLS:	477
---------------------	------------

House Bills:	246		45	291
Senate Bills:		34	152	186
TOTAL BILLS:	477			

		Total Bills Introduced					Difference	
		2021	2022	2023	2024	2025	2025 compared to 2024	2025 compared to 2023
House Bills Introduced:		266	280	230	353	291	-62	61
Senate Bills Introduced:		237	145	178	170	186	16	8
Total Bills Introduced:		503	425	408	523	477	-46	69

		Location of Bills in the Process					Difference	
		2021	2022	2023	2024	2025	2025 compared to 2024	2025 compared to 2023
In Committee in 1st House		178	218	200	308	254	-54	54
In Committee in 2nd House		107	64	52	64	66	2	14
Pending 2nd, 3rd, or Concurr. in 1st House		61	16	26	53	43	-10	17
Pending 2nd or 3rd in 2nd House		20	11	14	2	5	3	-9
Conference Committees								
Pending Intro. 2nd House		2	14	5	5	8	3	3
Other Action								
Total Bills Needing Action		368	323	297	432	376	-56	79

Enrolling	20	7	13	11	13	2	
Pl'd or Lost	78	62	59	36	56	20	-3
Delivered to Governor	37	33	39	44	32	-12	-7
Referred Measure							
Total Bills Acted On	135	102	111	91	101	10	-10

							Difference	
		2021	2022	2023	2024	2025	2025 compared to 2024	2025 compared to 2023
TOTAL BILLS		503	425	408	523	477	-46	69