


Child Welfare Allocations

APRIL 12, 2024




Child Welfare Allocation Committee

CRS 26-5-103.5, ET SEQ | BYLAWS


[HTTPS://CDHS.COLORADO.GOV/CHILD-
WELFARE-ALLOCATION-COMMITTEE](https://cdhs.colorado.gov/child-welfare-allocation-committee)

What is the CWAC?



Establishment – SB97-218

“To provide input to the Executive Director of the Colorado Department of Human Services (CDHS) relative to the development of an equitable model for allocation of the Child Welfare Service Block Appropriation to Counties”



Purpose

“To provide input ... of the most equitable, cost efficient and effective formulas for distribution of ... appropriation ... and further, to ensure that these funds are used in the most effective way with regard to the delivery of Child Welfare Services to the citizens of Colorado”

Who serves on the CWAC?

C.R.S. 26-5-103.5(2)

13 Total Members

County Commissioners (10 members) :

- Eastern region
- Front Range region
- Mountain region
- Southern region
- Western region
- At - large
 - x2 – serving at least 80% of the total child welfare services population
 - x1--Balance of State
- X2--Greatest percentage of state's child welfare caseload

State Department (3 voting members / 2 non-voting members)

Who is my representative on the CWAC?

Eastern region – Gordon Westhoff

Front Range region – Emma Pinter

Mountain region – Jeanne McQueeney

Southern region – Felix Lopez

Western region – Liz Smith

At - large

- Carrie Warren-Gully
- Janet Rowland
- Wendy Buxton-Andrade (Balance of State rep)

Greatest % of state's child welfare caseload

- Anne-Marie Braga (Denver)
- Cami Bremer

Impacts on Child Welfare Allocations

SB21-277, Child Welfare Allocation Formula

- Workload Study
- Funding Model
 - Initially created by March, 2022
 - Updated/Modified every year thereafter
 - Informed by Workload Study & other factors, determined in statute
 - NEW – economic indicator factor + outcomes/incentives pool
- Comprehensive evaluation of the funding model
- Required a funding model to *determine* the funding required for each county
 - Unless appropriation not equal to fully fund allocations required → CWAC make recommendations to CDHS concerning how to modify the results of the funding model

SB277 Findings

Final Funding Model Recommendation	
Performance Pool	\$10,000,000
Outcomes & Incentives Pool	\$22,477,925
Prevention Funding	\$6,386,597
Workload Study	\$27,146,449
Total	\$66,010,971

Total Recommended Staff – 343

Systems improvements, including completion of the Trails modernization project

SB277 Concerns/Feedback

- Funding model based on historical expenditure trends
 - Creates an incentive for counties to spend
 - Does not capture the true cost of administering child welfare services
- Categorization of expenditure & caseload data
- Child Welfare is an understaffed & underfunded system & requires an increased investment to meet state/federal requirements
- Vendor says “This is a funding model, not an allocation model”


2024 Legislation & Budget

- 2.5% annual Provider Rate Increase
- JBC approved \$27.9M over three years -- \$9M for FY24-25
 - All 242-allocation for workload study
- Update to SB21-277 language – HB24-1408 (JBC Orbital bill)
 - Determine → Inform

LOTS of options before the CWAC



CWAC: Decisions, Decisions



Today's Purpose: Education

NO VOTING WILL OCCUR

Questions?
